



DEEP CYCLE
SERIES: 4000
MODEL: 24 HT 80

BATTERY ENGINEERING
WWW.ROLLSBATTERY.COM MADE IN CANADA

BATTERY TYPE: 12 VOLTS

DIMENSIONS:

LENGTH	275 MM	10 5/6 INCHES
WIDTH	171 MM	6 3/4 INCHES
HEIGHT	241 MM	9 1/2 INCHES

WEIGHTS:

WEIGHT DRY	17 KG	38 LBS.
WEIGHT WET	23 KG	50 LBS.

CONTAINER CONSTRUCTION:

CONTAINER:	HIGH DENSITY POLYPROPYLENE	TERMINALS:	UNIVERSAL OR FLAG IF SPECIFIED
COVER:	POLYPROPYLENE SEALED TO CONTAINER	HANDLES:	PLASTIC MOUNTED TO ENDS

PLATES:

POSITIVE PLATE DIMENSION:

HEIGHT	127 MM	5.000 INCHES
WIDTH	143 MM	5.625 INCHES
THICKNESS	3.18 MM	0.125 INCHES

CELLS: 6

PLATES/CELL: 7

NEGATIVE PLATE DIMENSION:

HEIGHT	127 MM	5.000 INCHES
WIDTH	143 MM	5.625 INCHES
THICKNESS	2.08 MM	0.082 INCHES

SEPARATOR THICKNESS 1 MM 0.050 INCHES

INSULATION GLASS MAT 1 MM 0.020 INCHES

CAPACITY:

CRANK AMPS:		
COLD (CCA)	0°F / -17.8°C	324
MARINE (MCA)	32°F / 0°C	405

ELECTROLYTE RESERVE:
ABOVE PLATES 38 MM 1.5 INCHES

RESERVE CAPACITY:
RC @ 25A 82 MINUTES

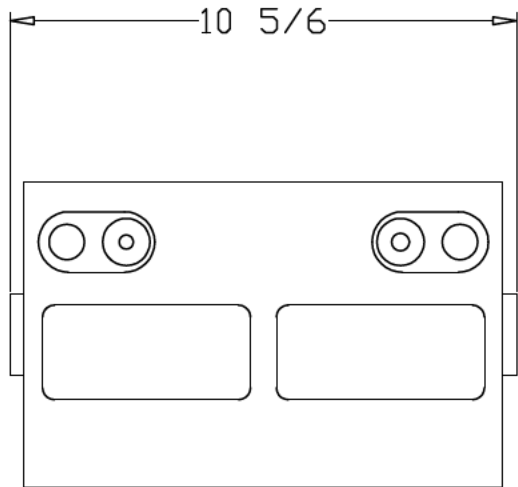
20 HR RATE: 80

	HOUR RATE	SPECIFIC GRAVITY	CAP / AH	CURRENT / AMPS
CAPACITY @	100 HOUR RATE	1.280 SP. GR.	106	1.06
CAPACITY @	72 HOUR RATE	1.280 SP. GR.	101	1.40
CAPACITY @	50 HOUR RATE	1.280 SP. GR.	95	1.90
CAPACITY @	24 HOUR RATE	1.280 SP. GR.	82	3.4
CAPACITY @	20 HOUR RATE	1.280 SP. GR.	80	4.0
CAPACITY @	15 HOUR RATE	1.280 SP. GR.	75	5.0
CAPACITY @	12 HOUR RATE	1.280 SP. GR.	71	5.9
CAPACITY @	10 HOUR RATE	1.280 SP. GR.	68	6.8
CAPACITY @	8 HOUR RATE	1.280 SP. GR.	64	8.0
CAPACITY @	6 HOUR RATE	1.280 SP. GR.	59	9.9
CAPACITY @	5 HOUR RATE	1.280 SP. GR.	56	11
CAPACITY @	4 HOUR RATE	1.280 SP. GR.	52	13
CAPACITY @	3 HOUR RATE	1.280 SP. GR.	47	16
CAPACITY @	2 HOUR RATE	1.280 SP. GR.	41	20
CAPACITY @	1 HOUR RATE	1.280 SP. GR.	29	29



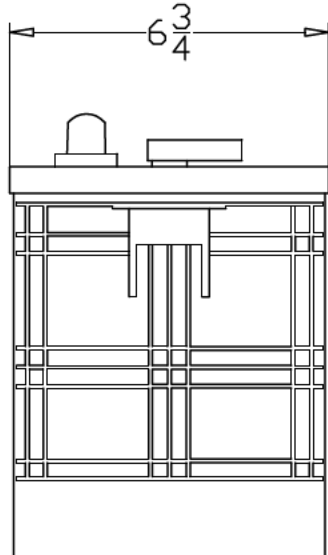
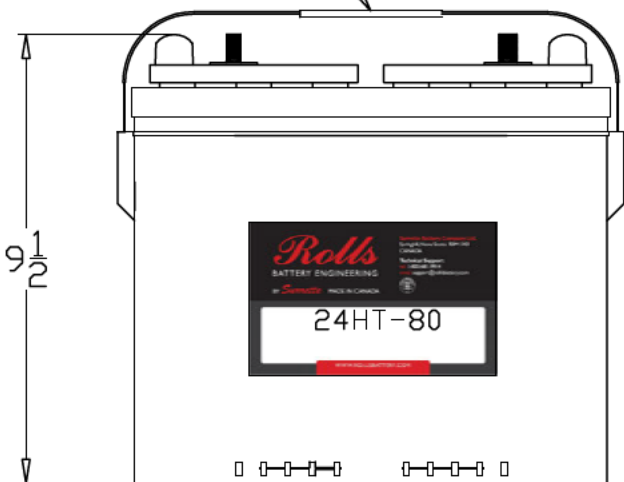
I STATION RD SPRINGHILL, NOVA SCOTIA CANADA B0M 1X0 1.800.681.9914

REV.2
 Jan-10
 24 HT 80



PART NUMBER: **24HT80**
 WEIGHT WET: 50 LB / 23 KG
 WEIGHT DRY: 38 LB / 17 KG
 CAPACITY: 80 AH 20HR RATE
 VOLTAGE: 12 V
 OVERALL DIMENSIONS: 10⁵/₈" X 6³/₄" X 9¹/₂"

REMOVABLE HANDLE
 - SHOWN IN SIDE VIEW ONLY



TITLE:	24HT80	
DESCRIPTION:	12V 4000 HEAVY DUTY	
CONTACT INFO:	WEB: WWW.SURRETTE.COM E-MAIL: SALES@SURRETTE.COM PHONE: 1-800-681-9914	
SCALE:	1" = 4" 8.5" X 11"	JPEG NOT TO SCALE
Drawn by:	S. WILES	Approved By: J.D. SURRETTE
DATE:	JAN-2010	REVISION 2.0
DRAWING NO.:	DWG 051, 24HT80	